

# JEEP WRANGLER

BUYER'S GUIDE  
JUNE 2018

Jeep®



# Jeep WRANGLER

## MODEL HIGHLIGHTS\*

### SPORT

#### Engine

3.6L Pentastar V6 Petrol  
209kW 347Nm

#### Transmission

5-Speed Automatic  
6-Speed Manual  
Four Wheel Drive

#### 4x4 System

Command-Trac® 4x4 System

#### Body Styles

2-Door Petrol  
4-Door Petrol

#### Features:

- 2 Speed Transfer Case
- Removable Metal Doors
- Removable Soft Top
- Fold Flat Windscreen
- Heavy Duty Off Road Suspension
- 18-Inch Alloy Wheels
- Matching Full Size Spare Wheel
- Cruise Control
- Front Fog Lamps
- Leather Wrapped Steering Wheel
- Underbody Skid Plates
- Wash Out Interior
- Removable Hard Top
- Freedom Panels

### OVERLAND

#### Engine

3.6L Pentastar V6 Petrol  
209kW 347Nm

#### Transmission

5-Speed Automatic  
Four Wheel Drive

#### 4x4 System

Command-Trac® 4x4 System

#### Body Styles

2-Door Petrol  
4-Door Petrol

#### Features (in addition, or replacing Sport):

- Leather Seats
- Heated Front Seats
- Body Colour Hard Top
- Body Colour Fender Flares
- Reverse Parking Camera
- Deep Tint Sunscreen Glass

### RUBICON

#### Engine

3.6L Pentastar V6 Petrol  
209kW 347Nm

#### Transmission

5-Speed Automatic  
Four Wheel Drive

#### 4x4 System

Rock-Trac® 4x4 System

#### Body Styles

4-Door Petrol

#### Features (in addition, or replacing Sport):

- Tru-Lok® Front & Rear Locking Differentials
- Electronic Front Stabiliser Bar Disconnect
- Heavy Duty Front & Rear Axles
- Rock Rails
- Deep Tint Sunscreen Glass
- Rubicon Hood Decal



# Jeep WRANGLER

## SPECIFICATIONS\*

Capability & Performance	Code	Sport 2-Door	Sport 4-Door	Overland 2-Door	Overland 4-Door	Rubicon 4-Door	Comfort & Convenience	Code	Sport 2-Door	Sport 4-Door	Overland 2-Door	Overland 4-Door	Rubicon 4-Door
Command-Trac® 4x4 System	DHE	●	●	●	●	-	Automatic Headlamps	LMG	-	-	●	●	●
Rock-Trac® 4x4 System	DHW	-	-	-	-	●	Auto Dimming Inside Rear Vision Mirror	GNX	●	●	●	●	●
2-Speed Transfer Case	-	●	●	●	●	●	Cruise Control	NHM	●	●	●	●	●
Tru-Lok® Front & Rear Locking Differentials	DSE	-	-	-	-	●	Air Conditioning with Automatic Temperature Control	HAB	●	●	●	●	●
Electronic Front Stabilizer Bar Disconnect	SHG	-	-	-	-	●	Power Adjustable, Heated Mirrors	GTB	●	●	●	●	●
Dana 30 Solid Front Axle	DJR	●	●	●	●	-	Power Windows	JPY	●	●	●	●	●
Dana 44 Heavy Duty Solid Front Axle	DJS	-	-	-	-	●	12V Auxiliary Power Outlet	JJJ	●	●	●	●	●
Dana 44 Heavy Duty Solid Rear Axle	DRZ	●	●	●	●	●	Tilt Steering Column Adjustment	SUA	●	●	●	●	●
Rear Axle Ratio 3.73	DME	●	●	●	●	-	Torx Tool Kit	XE4	●	●	●	●	●
Rear Axle Ratio 4.10	DMF	-	-	-	-	●	Freedom Panel Storage Bag <sup>(2)</sup>	CS2	○	○	●	●	●
Skid Plate - Fuel Tank	XEE	●	●	●	●	●	Rear Window Defroster <sup>(2)</sup>	GFA	○	○	●	●	●
Skid Plate - Transfer Case	XEF	●	●	●	●	●	<b>Audio &amp; Connectivity</b>	Code	Sport 2-Door	Sport 4-Door	Overland 2-Door	Overland 4-Door	Rubicon 4-Door
Heavy Duty Suspension with Gas Shocks	SDU	●	●	●	●	●	Uconnect® 230 <sup>(2)</sup>	REQ	●	●	●	●	●
Hill Descent Control <sup>(3)</sup>	BNH	●	●	●	●	●	Bluetooth® Phone & Audio	RSQ	●	●	●	●	●
Matching Spare Alloy Wheel	WKB	●	●	●	●	●	AM/FM Radio	-	-	-	-	-	-
Wash-Out Interior with Removable Carpet and Drain Plugs	-	●	●	●	●	●	6 Disc CD	-	-	-	-	-	-
<b>Safety, Security &amp; Driver Assistance</b>	Code	Sport 2-Door	Sport 4-Door	Overland 2-Door	Overland 4-Door	Rubicon 4-Door	Uconnect® 735N	RHP	-	-	-	-	-
Electronic Stability Control	BNB	●	●	●	●	●	6.5-Inch Colour Touchscreen	RDY	-	-	-	-	-
Hill Start Assist	BNG	●	●	●	●	●	Satellite Navigation	JLN	-	-	-	-	-
Traction Control	BNM	●	●	●	●	●	Bluetooth® Phone & Audio	RSQ	-	-	-	-	-
Electronic Roll Mitigation	BNS	●	●	●	●	●	AM/FM Radio	-	-	-	-	-	
Trailer Sway Control	BNT	●	●	●	●	●	Single Disc CD	-	-	-	-	-	
Heavy Duty 4-Wheel Disc Brakes with ABS	BR6	●	●	●	●	●	40GB Hard Drive (20GB Available)	XRE	-	-	-	-	-
Roll Bar with Padding	CLM	●	●	●	●	●	6-Speaker Audio System	RGA	●	●	-	-	-
Remote Central Locking	GXW	●	●	●	●	●	7-Speaker Alpine Premium Audio System including Subwoofer <sup>(2)</sup>	RC4	○	○	●	●	●
Engine Immobiliser	-	●	●	●	●	●	Uconnect® Voice Command with Bluetooth®	RSQ	●	●	●	●	●
4 Airbags (2 Front, 2 Side Seat)	-	●	●	●	●	●	Steering Wheel Mounted Audio Controls	RDZ	●	●	●	●	●
Reverse Parking Camera	-	-	-	●	●	-	Remote USB Port (Centre Console)	RSX	●	●	●	●	●
Tyre Pressure Monitoring Warning Lamp	LAB	●	●	●	●	●							

Standard (●) Option (○) Not Offered (-)

# Jeep WRANGLER

## SPECIFICATIONS\*



Exterior	Code	Sport 2-Door	Sport 4-Door	Overland 2-Door	Overland 4-Door	Rubicon 4-Door	Interior	Code	Sport 2-Door	Sport 4-Door	Overland 2-Door	Overland 4-Door	Rubicon 4-Door
Alloy Wheels - 18-Inch	-	●	●	●	●	●	Seat Fabric - Cloth	-	●	●	-	-	●
Tubular Side Steps <sup>(2)</sup>	MRK	○	○	●	●	-	Seat Fabric - Leather	-	-	-	●	●	○
Rock Rails	MEF	-	-	-	-	●	Seat - Heated Front	JPM	-	-	●	●	○
Grille - Body Colour	MFT	●	●	-	-	●	Rear Seat - Folding	CFM	●	-	●	-	-
Grille - Body Colour with Silver Accent	MF4	-	-	●	●	-	Rear Seat - 60/40 Split Folding	CFN	-	●	-	●	●
Fender Flares - Black	MUG	●	●	-	-	●	Floor Mats - Front	CLC	●	-	●	-	-
Fender Flares - Body Colour	MML	-	-	●	●	○	Floor Mats - Front & Rear	CLE	-	●	-	●	●
Soft Top - Black	MX4	●	●	-	-	●	Cargo Mat - Boot	CKL	●	●	●	●	●
Soft Top - Premium Black	MX7	-	-	●	●	-	Steering Wheel - Leather Wrapped	SCV	●	●	●	●	●
Hard Top - Removable, Black <sup>(2)</sup>	MX3	○	○	-	-	●	Shift Knob - Chrome & Leather Wrapped	CVC	●	●	●	●	●
Hard Top - Removable, Body Colour	MX1	-	-	●	●	○	Front Seat Back Map Pockets	CSM	●	●	●	●	●
Hard Top - Freedom Panels	-	○	○	●	●	●	Cargo Area Tie Down Loops	CKT	●	●	●	●	●
Deep Tint Sunscreen Windows <sup>(2)(#)</sup>	GCD	○	○	●	●	●							
Removable Full Metal Doors	GCF	●	●	●	●	●							
Fold Down Windscreen	-	●	●	●	●	●							
Halogen Headlamps	LMJ	●	●	●	●	●							
Halogen Fog Lamps	LNJ	●	●	●	●	●							
Tailgate Mounted Full Size Tyre Carrier	TBR	●	●	●	●	●							
Spare Tyre Cover	CSA	●	●	●	●	●							
Rubicon Hood Decal	MGQ	-	-	-	-	●							
Trail Rated Badge - Left, Front Fender	MT2	●	●	●	●	●							
Fixed Long Mast Antenna - Right, Front Fender	RDD	●	●	●	●	●							
Black Locking Fuel Filler Door	XJ5	●	●	●	●	●							
Rear Window Wiper <sup>(2)</sup>	JHB	○	○	●	●	●							

Standard (●) Option (○) Not Offered (-)

(#) Deep Tint Sunscreen Windows applies to rear passenger and rear cargo windows only. Front passenger windows and windscreen are not tinted.

# Jeep WRANGLER

## GROUPS & OPTIONS\*

	Code	Comments	Sport	Overland	Rubicon
<b>Renegade Pack</b> 7-Speaker Alpine Premium Audio System including Subwoofer Uconnect® 230 - Bluetooth® Phone & Audio, AM/FM Radio, 6 Disc CD Deep Tint Sunscreen Windows Tubular Side Steps Dual Top Group Black 3-Piece Hard Top Freedom Panel Storage Bag Tinted Rear Quarter and Liftgate Windows Rear Window Defroster Rear Window Wiper	RC4 <b>REQ</b> <b>GCD</b> <b>MRK</b> <b>AEM</b> MX3 CS2 GED GFA JHB	-	•	-	-
<b>Body Colour 3-Piece Hard Top</b> Deep Tint Sunscreen Windows Freedom Panel Storage Bag Tinted Rear Quarter and Liftgate Windows Rear Window Defroster Rear Window Wiper/Washer	<b>MX1</b> GCD CS2 GED GFA JHB	-	-	S	O
<b>Body Colour Fender Flares</b>	<b>MML</b>	m/h: MX1	-	S	O

Option (O) Standard (S) Not Available (-) Must Have (m/h)

### WHEELS\*



WK1 - 18-Inch 5-Spoke Alloy Wheel  
(Standard on Sport)



WFC - 18-Inch Alloy Wheel  
(Standard on Overland)



WK3 - 18-Inch Alloy Wheel  
(Standard on Rubicon)



# Jeep WRANGLER

EXTERIOR COLOURS\*



PX8 - Black  
(Standard)



PW7 - Bright White  
(Standard)



PSC - Billet Silver  
(Option)



PAU - Granite Crystal  
(Option)



PSQ - Rhino  
(Option)



PUA - Gobi  
(Option)



PRC - Firecracker Red  
(Option)



PQB - Chief  
(Option)



PHG - Xtreme Purple  
(Option)

Overseas models shown in imagery, used for visual colour guidance only. Some features displayed may not be available in New Zealand. Please consult your preferred Jeep Dealer for information on Colours currently provided.

**Jeep** **WRANGLER**  
INTERIOR TRIMS\*

**SPORT**




A7X9 - Black Cloth  
(Standard - Sport)

**OVERLAND**




NLX9 - Black Moab Leather  
(Standard - Overland)

**RUBICON**




A7X9 - Black Cloth  
(Standard - Rubicon)



A7XV - Black Cloth with Tan Interior  
(No Cost Option - Rubicon)



ALX9 - Black McKinley Leather  
(Option - Rubicon)



ALXV - Black & Tan McKinley Leather with Tan Interior  
(Option - Rubicon)

# Jeep WRANGLER

MOPAR® GENUINE ACCESSORIES\*\*



STAINLESS STEEL DOOR SILL GUARDS



HITCH RECEIVER



TAILGATE REINFORCEMENT ASSEMBLY



LIGHT BAR



TENT KIT

(\*\*) Overseas models shown in imagery, used for visual guidance only. Some features displayed may not be available in New Zealand. Please consult your preferred Jeep Dealer for information on Accessories currently provided.



# Jeep WRANGLER

## TECHNICAL INFORMATION\*



	3.6L 6MT 4x4 2-Door	3.6L 5AT 4x4 2-Door	3.6L 6MT 4x4 4-Door	3.6L 5AT 4x4 4-Door
<b>Body &amp; Chassis</b>				
Layout	Front Engine, 4x4			
Construction	Body on Frame Chassis, Open Steel Body			
Assembly Plant	Toledo Assembly Comple, Toledo, Ohio, USA			
Doors	2		4	
Seats	4		5	
<b>Powertrain</b>				
Description	3.6L Pentastar V6			
Capacity	3,604			
Cylinders	6			
Configuration	V			
Aspiration (Natural / Forced)	Naturally Aspirated			
Max. Power (kW @ rpm)	209 @ 6,350			
Max. Torque (Nm @ rpm)	347 @ 4,300			
Valves	24			
Compression	10.2:1			
Bore & Stroke (mm)	96.0 x 83.0			
<b>Fuel</b>				
System	Sequential, Multi Port, Electronic Fuel Injection			
Type	Unleaded Petrol			
Tank Capacity (L)	70.4		85.0	
Economy (Urban, L/100km)	15.7	15.6	16.6	16.1 (Sport) 16.0 (Rubicon)
Economy (Highway, L/100km)	8.5	8.8	9.1	9.2 (Sport) 9.5 (Rubicon)
Economy (Combined, L/100km)	11.2	11.3	11.8	11.7 (Sport) 11.9 (Rubicon)
<b>Emissions</b>				
Emission Standard Met	6			
Emissions (Combined, CO <sub>2</sub> g/km)	259	263	275	273 (Sport) 276 (Rubicon)

	3.6L 6MT 4x4 2-Door	3.6L 5AT 4x4 2-Door	3.6L 6MT 4x4 4-Door	3.6L 5AT 4x4 4-Door
<b>Weights</b>				
Max. Braked Towing Capacity (kg)	1,000		2,000	
Max. Unbraked Towing Capacity (kg)	750		750	
Max. Tongue Download (kg) <sup>(4)</sup>	100		200	
Gross Vehicle Mass (kg)	2,268		2,540	
Gross Combined Mass (kg) Incl. Braked Towing	3,168		4,340	
<b>Transmission</b>				
Type	6-Speed Manual	5-Speed Automatic	6-Speed Manual	5-Speed Automatic
Ratio - 1st	4.46	3.59	4.46	3.59
Ratio - 2nd	2.61	2.19	2.61	2.19
Ratio - 3rd	1.72	1.41	1.72	1.41
Ratio - 4th	1.25	1.00	1.25	1.00
Ratio - 5th	1.00	0.83	1.00	0.83
Ratio - 6th	0.79	-	0.79	-
Reverse	4.06	3.16	4.06	3.16
<b>Performance</b>				
Acceleration (0-100km/h)	8.1		8.6	8.9
Maximum Speed (km/h)	180		180	180
<b>Brakes</b>				
Front - Type	Ventilated disk, floating single piston caliper with ABS			
Front - Size (mm)	332 x 28			
Rear - Type	Solid disk, floating single piston caliper with ABS			
Rear - Size (mm)	316 x 12			
<b>Steering</b>				
Type	Power, recirculating ball with damper			
Kerb to Kerb Turning Circle (m)	10.4		13.1	
Column Adjustment	Tilt			

# Jeep WRANGLER

## TECHNICAL INFORMATION\*

Weights & Capacities	Sport 2-Door 3.6L 6MT 4x4	Sport 2-Door 3.6L 5AT 4x4	Overland 2-Door 3.6L 5AT 4x4	Unlimited Sport 4-Door 3.6L 6MT 4x4	Unlimited Sport 4-Door 3.6L 5AT 4x4	Unlimited Overland 4-Door 3.6L 5AT 4x4	Unlimited Rubicon 4-Door 3.6L 5AT 4x4	Unlimited Sport 4-Door 2.8L 5AT 4x4	
<b>Dimensions</b>									
Length (mm)	4,223			4,751					
Width (mm)	1,873			1,877					
Height (mm)				1,865					
Wheelbase (mm)	2,424			2,947					
Front Track (mm)				1,572					
Rear Track (mm)				1,572					
<b>Wheel &amp; Tyre</b>									
Wheel Type				Alloy					
Wheel Size (Inches)				18.0 x 7.5					
Tyre Size				255 / 70					
Spare Wheel				Tailgate Mounted - Matching Alloy Wheel					
<b>Suspension</b>									
Type				Coil					
Front				Solid Axle. Coil Springs with High Pressure Gas Charged Shock Absorbers. Leading Arms, Track Bar, Stabiliser Bar					
Rear				Solid Axle. Coil Springs with High Pressure Gas Charged Shock Absorbers. Trailing Arms, Track Bar, Stabiliser Bar					
Electronic Stabiliser Bar Disconnect				-			Front	-	
<b>4x4 Specifics</b>									
4x4 System				Command-Trac® 4x4			Rock-Trac® 4x4	Command-Trac® 4x4	
Operating Mode				Part-Time, Shift on the Fly. 4-Mode: 4x2 High, 4x4 High, Neutral, 4x4 Low					
Transfer Case				2-Speed					
Low Range Ratio				2.72:1			4.0:1	2.72:1	
Rear Axle Ratio				3.73			4.10	3.73	
Front Axle				Dana 30			Dana 44 Heavy Duty	Dana 30	
Rear Axle				Dana 44 Heavy Duty					
Electronic Locking Differentials				-			Front & Rear	-	
Running Clearance (mm)	241			238			242	238	
Approach Angle				35					
Breakover Angle	22			18					
Departure Angle				28					
Wading Depth (mm)				760 <sup>(5)</sup>					
<b>Warranty &amp; Service</b>									
Service Intervals	Sport 2-Door 3.6L 6MT 4x4			Sport 2-Door 3.6L 5AT 4x4			Overland 2-Door 3.6L 5AT 4x4		
Warranty	Unlimited Sport 4-Door 3.6L 6MT 4x4			Unlimited Sport 4-Door 3.6L 5AT 4x4			Unlimited Overland 4-Door 3.6L 5AT 4x4		
Roadside Assist	Unlimited Rubicon 4-Door 3.6L 5AT 4x4			Unlimited Sport 4-Door 2.8L 5AT 4x4					
	12,000km / 12 months			3 year / 100,000km					
				3 year / 100,000km					





# Jeep®

[jeep.co.nz](http://jeep.co.nz)

Overseas models may be shown in imagery, New Zealand model and actual colours may vary. All product illustrations and specifications are based upon current information. Jeep New Zealand reserves the right to make changes from time to time, without notice or obligation, in prices, specifications, technical information, accessories, colours, materials and to change or discontinue models. All vehicles, models, features, colours and/or accessories shown may not be available in New Zealand from time to time or at all. "Optional" may mean available as an option but only at an additional cost. For the details of the vehicles, models, features, colours and/or accessories currently available in New Zealand, please contact an authorised Jeep Dealer.